

# The Future Me at 63

## RETIREMENT SAVINGS PROJECT

Introduces students to the idea of Retirement Savings

Retirement Savings Strategy Options

Students create and present a slide of their future retirement lifestyle

Includes a Reflection

**NO PREP!**  
**SAVES YOU TIME!**



BUSINESS EDUCATION WITH *Denise Leigh*

# NO PREP Digital Personal Finance Project

Perfect for a Personal Finance, Financial Literacy, and Family & Consumer Science (FCS) classes

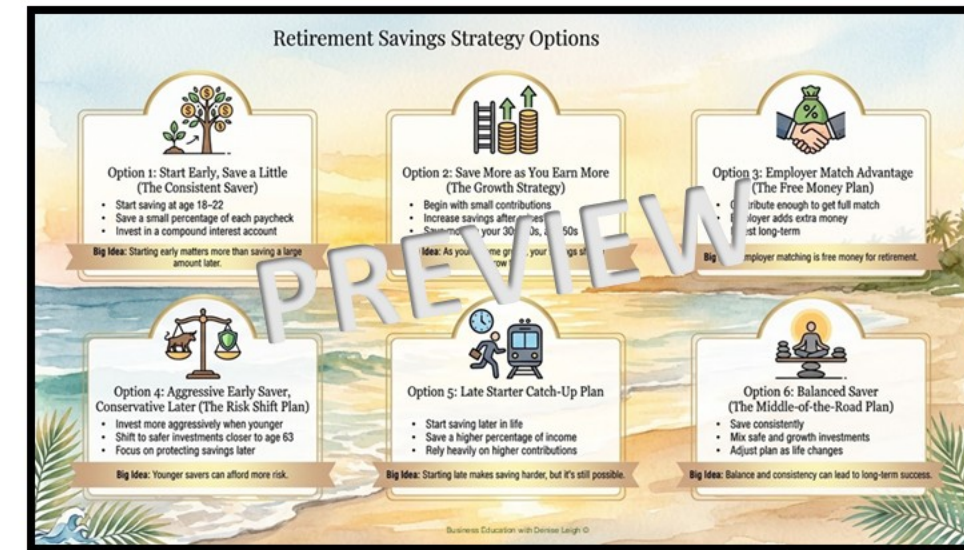
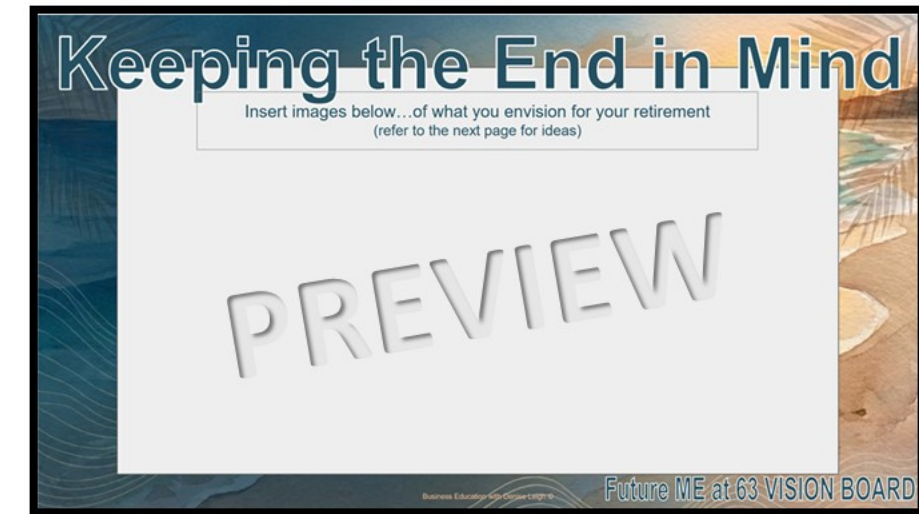
## Learning Objectives:

- ✔ What do you envision for your retirement?
- ✔ 6 Retirement Savings Options Introduced
- ✔ 'Future Me at 63' Project Guidelines included

## What Do Students Do?

- ✔ Students create a poster, infographic, or slide file called '*My Long-Term Investing Strategy – Future ME at 63*'
- ✔ Includes a Student Reflection and Presentation

# 6 Slides included in the Student File



## Project Guidelines

**Future ME at 63 Project Guidelines**

**Creative**  
Create a poster, infographic, or slide file called "My Long-Term Investing Strategy- Future ME at 63".

It should show:

- Your retirement goal (Future Me dream).
- The simple investing steps you'll use. (you may want to pick from the retirement savings strategies on page 4 of this file)

Creativity is encouraged: drawings, dollar signs, timelines, "before and after" etc. of money growth.

**Reflection**  
Include the answer to these reflection questions somewhere in your project.

- Why does starting early matter?
- What happens if you start investing later in life?
- How does investing help you reach financial independence?

Concepts and Competencies	Student's Score	Total Points
Future ME at 63 Vision Board (slide 2 of this file)		5
Project included retirement goal		5
Project demonstrates a clear retirement plan including the steps that need to be taken to meet your goals		10
Creative and neatly done		5
Reflection questions are answered (1 pt if questions are included and 3 pts for each of the 3 answers)		10
<b>Total</b>		<b>35</b>

**RUBRIC: Future ME at 63**

Concepts and Competencies	Student's Score	Total Points
Future ME at 63 Vision Board (slide 2 of this file)		5
Project included retirement goal		5
Project demonstrates a clear retirement plan including the steps that need to be taken to meet your goals		10
Creative and neatly done		5
Reflection questions are answered (1 pt if questions are included and 3 pts for each of the 3 answers)		10
<b>Total</b>		<b>35</b>

## Grading Rubric

Google Slides that easily converts to PowerPoint

# 'Future Me at 63' Project Guidelines

## Future ME at 63 Project Guidelines

### Make It Creative


- Create a poster, infographic, or slide file called "My Long-Term Investing Strategy– Future ME at 63".
- It should show:
  - Your retirement goal (Future Me dream).
  - The simple investing steps you'll use (you may want to pick on the retirement savings strategies on page 4 of this file)
- Creativity is encouraged through drawings, diagrams, timelines, "before and after" sketches of money growth.

### Reflection

Include the answer to these reflection questions somewhere on your project...

- Why does starting early matter?
- What happens if you skip saving for 10 years?
- How does investing help you reach financial independence?

**Project  
Guidelines**



### RUBRIC: Future ME at 63

Concepts and Competencies	Student's Score	Total Points
Future ME at 63 Vision Board-(slide 2 of this file)		5
Project included retirement goal		5
Project demonstrates clear retirement plan including the steps that need to be taken to meet your goals		10
Creative and neatly done		5
Reflection questions are answered (1 pt if questions are included and 3 pts for each of the 3 answers)		10
Total		35

Google Slides that **easily** converts to PowerPoint

# 6 More Slides included in the Teacher's File

Student Examples: I recommend showing students the examples before they get started so that they know the expectations of the project.



Example of student presentation



**Student Example**

## My long term investment strategy Future Me at 63!

**Student Example**

These are infographic using option #2. It was created using ChatGPT

**Student Example**

**Student Example**

**Grading Rubric**

**Student Example**

## My Long-Term Investing Strategy- Future ME at 63

Start Early, Save a Little. The Consistent Saver

**Student Example**

STEP 01 Save

STEP 02 Invest in a compound interest account

STEP 03

Big Idea: Starting early matters more than saving a large amount later.

This was created using the 'building blocks' list tool in Google slides. The student chose option #1

**Student Example**

## My Long-Term Investing Strategy- Future ME at 63

Start Early, Save a Little. The Consistent Saver

STEP 01 Save

STEP 02 Invest in a compound interest account

STEP 03

Big Idea: Starting early matters more than saving a large amount later.

Option #1 done in Google Slides

**RUBRIC: Future ME at 63**

Concepts and Competencies	Student's Score	Total Points
Future ME at 63 Vision Board-(slide 2 of this file)		5
Project included retirement goal		5
Project demonstrates a clear retirement plan including the steps that need to be taken to meet your goals		10
Creative and neatly done		5
Reflection questions are answered (1 pt if questions are included and 3 pts for each of the 3 answers)		10
<b>Total</b>		<b>35</b>

**Student Examples Included to Inspire Your Students**

**Hi! My name is Denise Leigh. I have been teaching Business Education for over 25 years! I love collaborating with business educators all over the world. I am a 2022 Pennsylvania Teacher of the Year Finalist and relentless lifetime learner and lover of everything education. Engaging students and connecting them to their world is my jam! Thank you for exploring my resources and sharing my passion for BUSINESS EDUCATION!**

Denise Leigh is an expert on student-led instruction. She was featured on CBS Pittsburgh for her City Collaborative™ Project-Based Business Education (PBL) Classroom.

