

NEW

Friendsgiving Google Apps

MIDDLE SCHOOL OR HIGH SCHOOL

**Students use
Google Apps to
plan a
Thanksgiving
Feast**

1 Google Docs
1 Google Sheets
1 Google Keep
1 Google Calendar



NEW!
for 2024

BUSINESS EDUCATION WITH *Denise Leigh*

Learning Objectives of this Simulation

Friendsgiving is a Thanksgiving-themed feast meal typically eaten prior to or instead of a family Thanksgiving dinner in the United States.^{[1][2]} Those gathering are typically a group of close friends, often millennials,^[1] although participation has broadened.

Plan a thanksgiving feast using Google Productivity Tools. In this simulation, you will do the following...

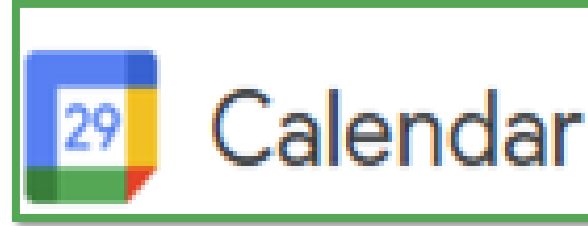
Create a
Google Keep
list of your
dinner menu.

Create a
Google
Calendar
event for
the dinner.

Create a
Collaborative
Google Doc
Invite
with using
Gemini AI Tool
and hyperlinks.

Create a
tablescape
using
Google Slide
tools and
functions.

Students plan a Thanksgiving/Friendsgiving Dinner using 4 Google Productivity Tools

The background of the central image is a top-down view of various autumn-themed items including oranges, raspberries, blackberries, cinnamon sticks, star anise, and citrus slices, all arranged on a light-colored surface.

Friendsgiving is a Thanksgiving-themed feast meal typically eaten prior to or instead of a family Thanksgiving dinner in the United States.^{[1][2]} Those gathering are typically a group of close friends, often millennials,^[1] although participation has broadened.

Plan a thanksgiving feast using Google Productivity Tools. In this simulation, you will do the following...

PREVIEW

- Create a Google Keep list of your dinner menu.
- Create a Google Calendar event for the dinner.
- Create a Collaborative Google Doc Invite with using Gemini AI Tool and hyperlinks.
- Create a tablescape using Google Slide tools and functions.

Business Education with Denise Leigh © 2024

A Real Life Mini-Simulation Designed for High Engagement

Each of the 4 Jobs has...

✔ **Step-by-Step
Instructions &**

✔ **Quick Visuals
for Reference**

Create a Google Calendar Event for your Dinner

1. Open Google Calendar from your app launcher.
2. Go in November of your Calendar and view the calendar in 'Month' view.
3. Double-click on a date in November (that you wish to have your Friendsgiving dinner) and a scheduling window will pop open. Create an event for that date by clicking on each of the tabs in the scheduling window. Be sure to add a time and a place or address for the dinner. Notice that you can add invitees if desired to share the Google Calendar event with them.
4. Take a screenshot or snip of the event and paste it below.



Drop an image of your Google Calendar event here.

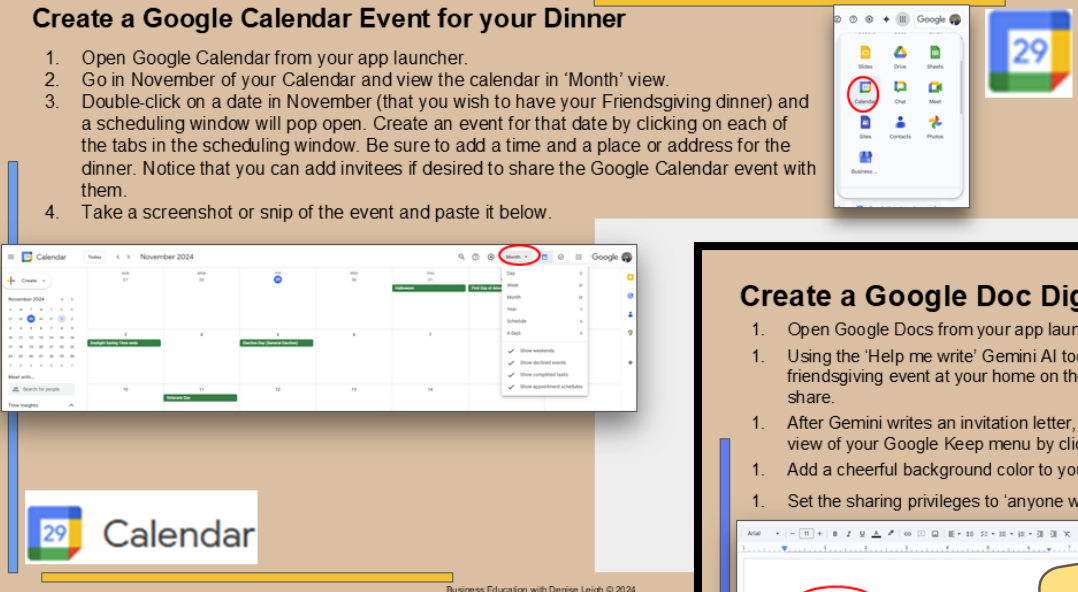


Business Education with Denise Leigh © 2024

7 Slides for Students

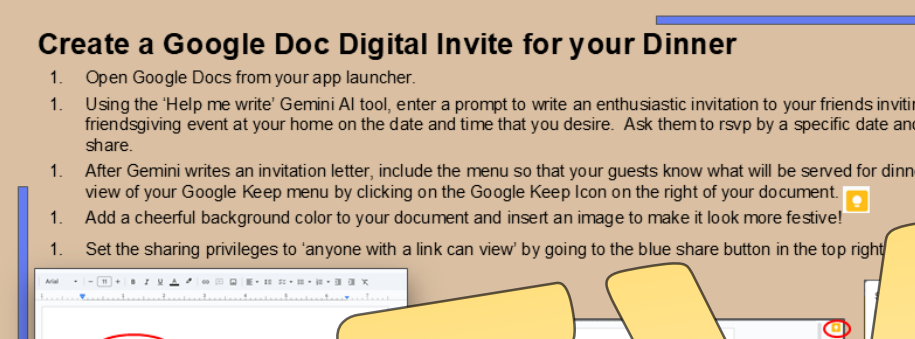
Create a Google Calendar Event for your Dinner

1. Open Google Calendar from your app launcher.
2. Go in November of your Calendar and view the calendar in 'Month' view.
3. Double-click on a date in November (that you wish to have your Friendsgiving dinner) and a scheduling window will pop open. Create an event for that date by clicking on each of the tabs in the scheduling window. Be sure to add a time and a place or address for the dinner. Notice that you can add invitees if desired to share the Google Calendar event with them.
4. Take a screenshot or snip of the event and paste it below.



Create a Google Doc Digital Invite for your Dinner

1. Open Google Docs from your app launcher.
1. Using the 'Help me write' Gemini AI tool, enter a prompt to write an enthusiastic invitation to your friends inviting to a friendsgiving event at your home on the date and time that you desire. Ask them to rsvp by a specific date and by share.
1. After Gemini writes an invitation letter, include the menu so that your guests know what will be served for dinner. view of your Google Keep menu by clicking on the Google Keep icon on the right of your document.
1. Add a cheerful background color to your document and insert an image to make it look more festive!
1. Set the sharing privileges to 'anyone with a link can view' by going to the blue share button in the top right



Create a tablescape by using Google Slides as a desktop design tool

1. Decorate the table on the next slide using Google Slides tools and functions.
1. Add at least four table settings. There are options available in the left margin of the slide. You may also find other choices online if you choose. Two of them will need to be flipped upside down by pulling on the round knob on the top of the shape and flipping it.
1. Find clipart and images of the foods that are on your menu to place in the middle of the table.

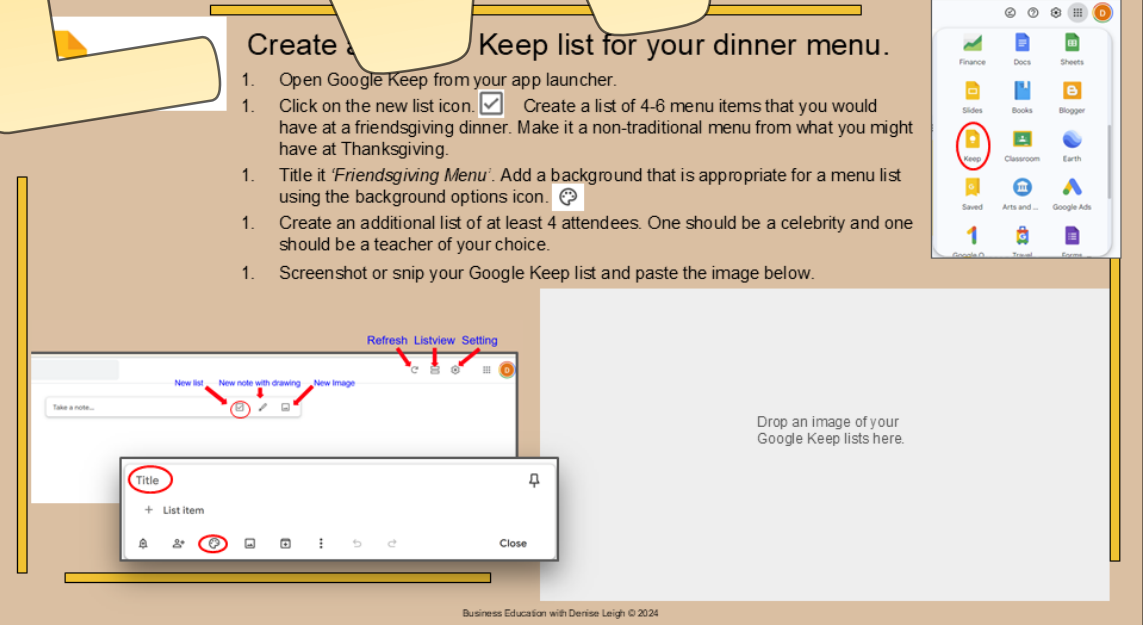
Example



Tip: To remove a white background from pictures, click on the picture and go to 'remove background'.

Create a Google Keep list for your dinner menu.

1. Open Google Keep from your app launcher.
1. Click on the new list icon. Create a list of 4-6 menu items that you would have at a friendsgiving dinner. Make it a non-traditional menu from what you might have at Thanksgiving.
1. Title it 'Friendsgiving Menu'. Add a background that is appropriate for a menu list using the background options icon.
1. Create an additional list of at least 4 attendees. One should be a celebrity and one should be a teacher of your choice.
1. Screenshot or snip your Google Keep list and paste the image below.




Drop an image of your Google Keep lists here.



Plan a thanksgiving feast using Google Productivity Tools. In this simulation, you will do the following:

- Create a Google Keep list of your dinner menu.
- Create a Google Calendar event for the dinner.
- Create a Collaborative Google Doc Invite with using Gemini AI Tool and hyperlinks.



A GREAT Real-World Mini-Simulation



Hi! My name is Denise Leigh. I have been teaching Business Education for over 25 years! I love collaborating with business educators all over the world. I am a 2022 Pennsylvania Teacher of the Year Finalist and relentless lifetime learner and lover of everything education. Engaging students and connecting them to their world is my jam! Thank you for exploring my resources and sharing my passion for BUSINESS EDUCATION!

Denise Leigh is an expert on student-led instruction. She was featured on CBS Pittsburgh for her City Collaborative™ Project-Based Business Education (PBL) Classroom.

