

International Business Unit

**An Interactive, Informative,
Attractive Digital File**

Project File

Passport

Classroom Décor

Engaging...FUN...Interactive

BUSINESS EDUCATION WITH *Denise Leigh*

Busiest PORTS in the USA

Click on [THIS LINK](#) to discover the top ports in the USA for imports.

[CLICK HERE](#) to visit The Port of Los Angeles.

[CLICK HERE](#) to visit the Port of New York.



**An Attractive,
Interactive,
Informative,
Digital
Student file!**



Move a container ship to each of the top 10 ports in the USA.

What is a commodity?

A commodity is a material that comes from the earth or agricultural products that can be bought and sold such as bananas or coffee. The US mines, extracts, and grows many commodities in our country. There are several products that we do not produce in our own country. These products are produced in other countries and imported to the US.

[List 5 commodities that you use or consume often.](#)



INCLUDES TEACHER'S KEY




INTERACTIVE!
Students **DRAG AND DROP** the container ships to the 10 busiest ports in the US.

My students love this lesson!



INTERACTIVE!

Students
DRAG AND DROP
these commodities
to the appropriate country.



Students learn
'where stuff
comes from!'



Search the Web
for the top
producer for each
of the
commodities to
the left.

Drag and drop
that commodity
over the country
or region that
produces the
most of that
commodity.

**Included in this resource
is also TWO options for projects.**



Diorama Project Requirements

Your project should be a true 3D depiction of your country. Use as many surfaces as you need to include the following information:

- Include the name of your country, its flag, and its name (representing your country) on the background of your diorama.
 - The top 5 commodities grown or mined in your country.
 - The top 10 exports from your country.
 - What consumer products come from your country? (example: rice, jewelry, etc.)
 - Include some facts or statistics about your country. (example: 1.8 billion dollars of tea was exported from China in 2020.)
- Display photos exhibiting the CULTURE of this country.
- Some suggestions:
- *A building or landmark that is famous in this country
 - *The most visited place in this country
 - *A picture showing the climate
 - *Logos of brands or labels that are headquartered in this country.

There should be three dimensional items in your diorama display. Use props or items to spark visual interest.

A project outline for a diorama or a digital presentation so that students can choose.

Students love being creative!

A GREAT break from the textbook!



Introduction to vocabulary words for imports and exports.



International Vocabulary WEBQUEST...

Imports	
Exports	
Gross Domestic Product	
Balance of Trade	
Trade Deficit	
Tariff	

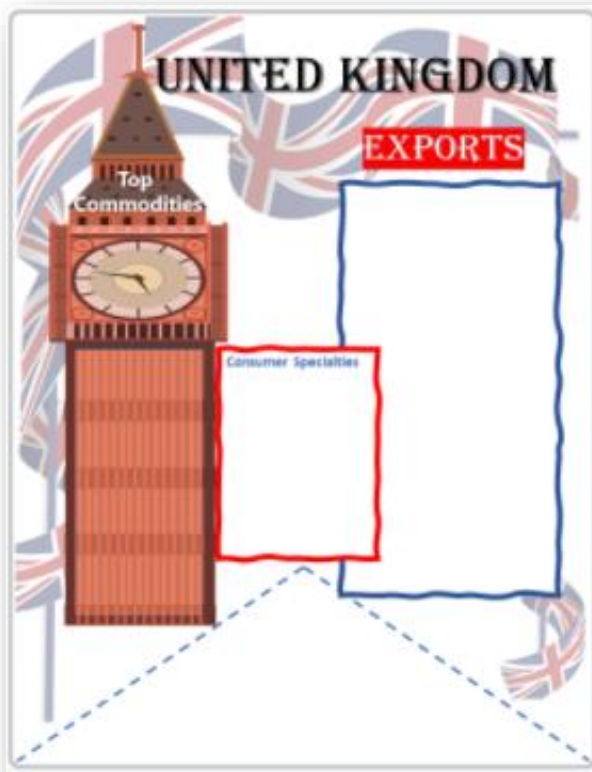


Includes a project file with prompts for students to complete a project.

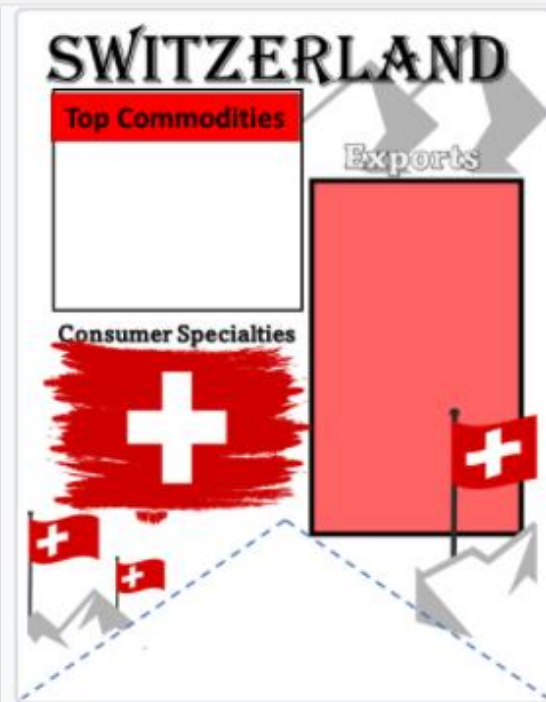


16 fillable country banners to hang in your classroom!





These can be filled digitally or with markers by hand!



Bonus:

Comes with a Passport for students to fill in as they are introduced to each country!

STUDENTS MAKE DIORAMAS OR COMPLETE DIGITALLY



MY STUDENTS LOVED
MAKING THEIR DIORAMAS

Also makes a great **COLLABORATIVE** bulletin board



TEACHER TESTIMONIALS



This project got me through my half semester of global business. Thank you! My kids **really enjoyed** this. -*Ruby H.*



Great activities for my International Business unit in Intro to Business. Students were engaged and we had great conversations! - *Eliza F.*



This is a **wonderful supplement** when teaching the International Business topic. The student found this activity **interesting and very enjoyable**. Keep bringing the activities.

- *Adriana K.*



My **students enjoyed** this fun interactive activity for International Business. - *Mrs. TDA*

Hi! My name is Denise Leigh. I have been teaching Business Education for over 25 years! I love collaborating with business educators all over the world. I am a 2022 Pennsylvania Teacher of the Year Finalist and relentless lifetime learner and lover of everything education. Engaging students and connecting them to their world is my jam! Thank you for exploring my resources and sharing my passion for BUSINESS EDUCATION!

Denise Leigh is an expert on student-led instruction. She was featured on CBS Pittsburgh for her City Collaborative™ Project-Based Business Education (PBL) Classroom.

