

Haunted House Google Doc Activity!

Easy to use!

NO PREP!

Students create
a Digital Flyer in
Google Docs

Includes Visual
Prompts

Perfect for a
Sub Day!



BUSINESS EDUCATION WITH *Denise Leigh*

Haunted House Flyer Activity

Students are prompted to Create a **Google Doc Digital Flyer** for a Halloween Haunted House.

Haunted House

Create a digital flyer for a haunted house in your area.

Include:

- Where: (insert a link to the directions to the haunted house) use the link tool on the toolbar.
- When: (date and time)
- Include some captivating things that the haunted house offers to excite guests :)
- Change your page layout to landscape
- Change your margins to .5 for all 4 margins
- Insert at least one Halloween emoji somewhere on the flyer.
- Include clip art
- Include fun font (use the 'more fonts')
- Change your background color of the page
- Put a border around a picture and adjust the border weight and color to match your theme.
- Be sure that you make this "Aesthetically pleasing" and presentation ready, and **EASY TO READ!**
- Make this an impressive digital flyer!

Business Ed With Denise Leigh © 2022

NO PREP!

Haunted House

Create a digital flyer for a haunted house in your area.

Include:

- Where: (insert a link to the directions to the haunted house) use the link tool on the toolbar.
- When: (date and time)
- Include some captivating things that the haunted house offers to excite guests :)
- Change your page layout to landscape
- Change your margins to .5 for all 4 margins
- Insert at least one Halloween emoji somewhere on the flyer.
- Include clip art
- Include fun font (use the 'more fonts')
- Change your background color of the page
- Put a border around a picture and adjust the border weight and color to match your theme.
- Be sure that you make this "Aesthetically pleasing" and presentation ready, and **EASY TO READ!**
- Make this an impressive digital flyer!

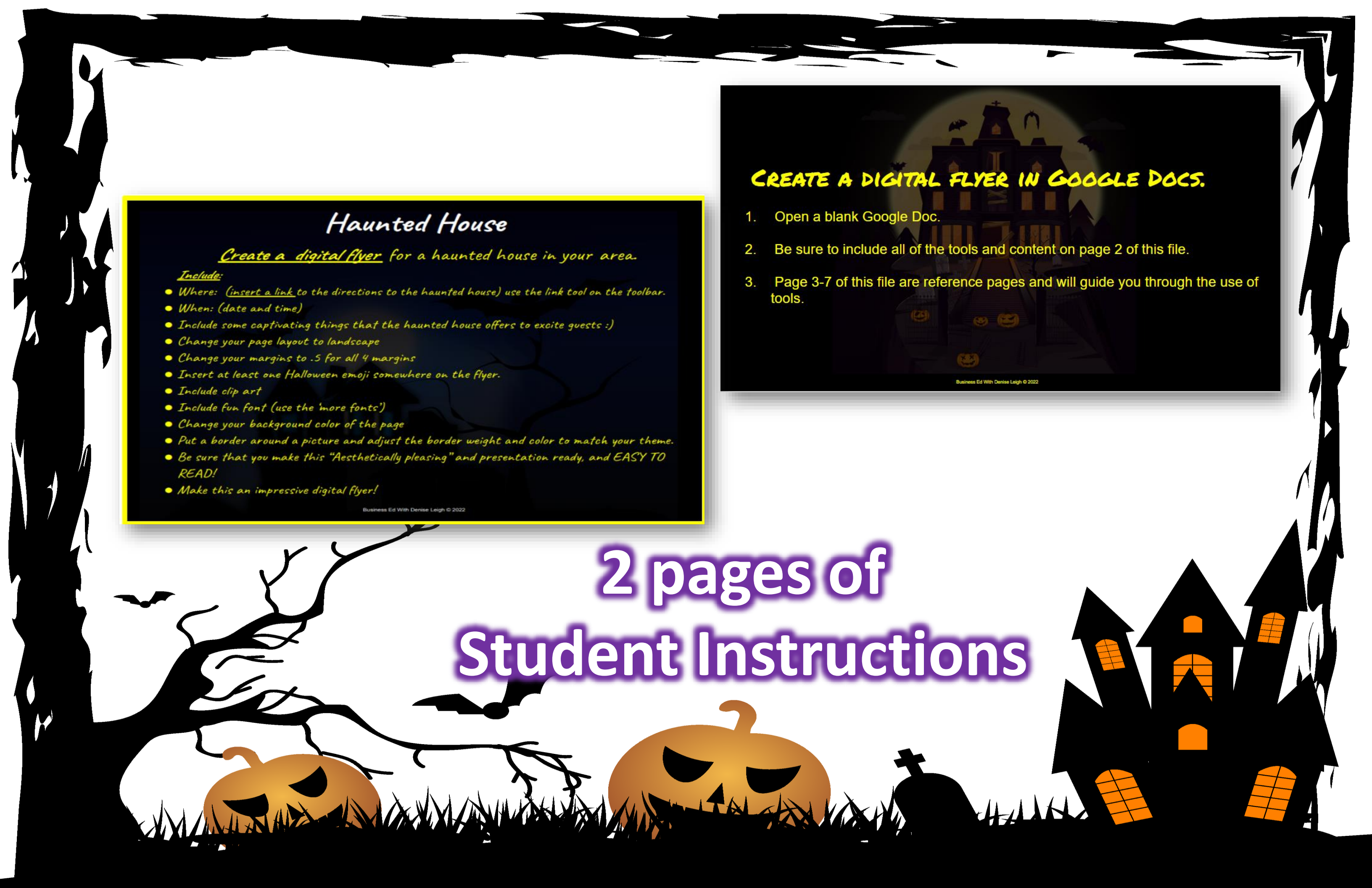
Business Ed With Denise Leigh © 2022

CREATE A DIGITAL FLYER IN GOOGLE DOCS.

1. Open a blank Google Doc.
2. Be sure to include all of the tools and content on page 2 of this file.
3. Page 3-7 of this file are reference pages and will guide you through the use of tools.

Business Ed With Denise Leigh © 2022

2 pages of
Student Instructions



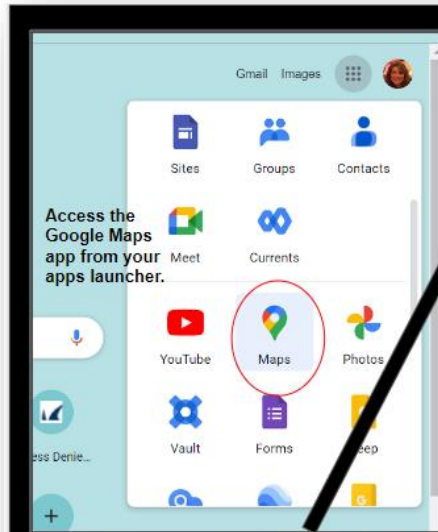
Students learn to:

- Insert an emoji
- Create a border on a picture
- Format the border
- Insert a link
- Change margins
- Change background color
...and much more!

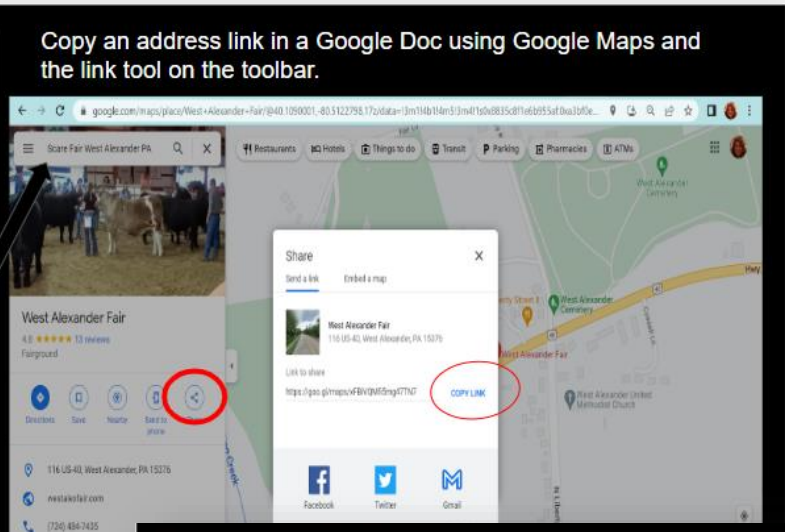


Five (5) Pages Illustrating Awesome Google Doc Components & Tools for Reference.

Access the Google Maps app from your apps launcher.

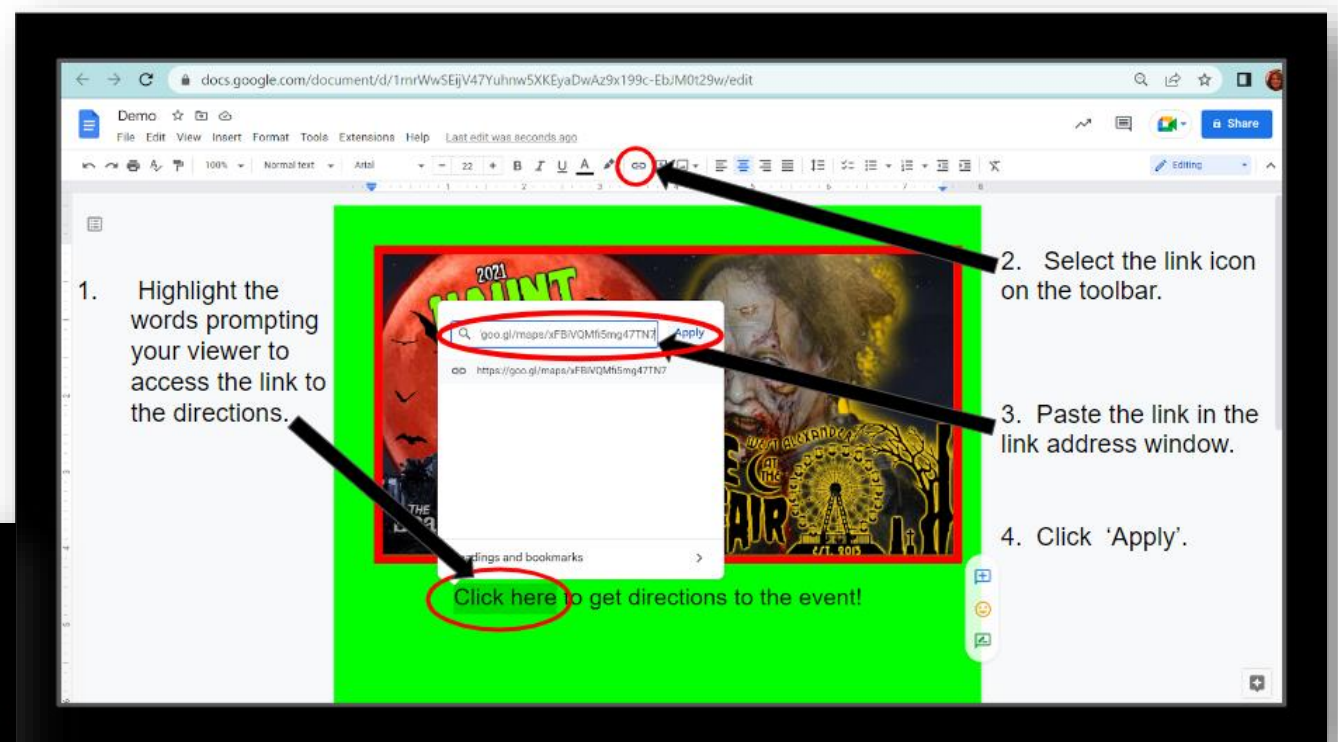
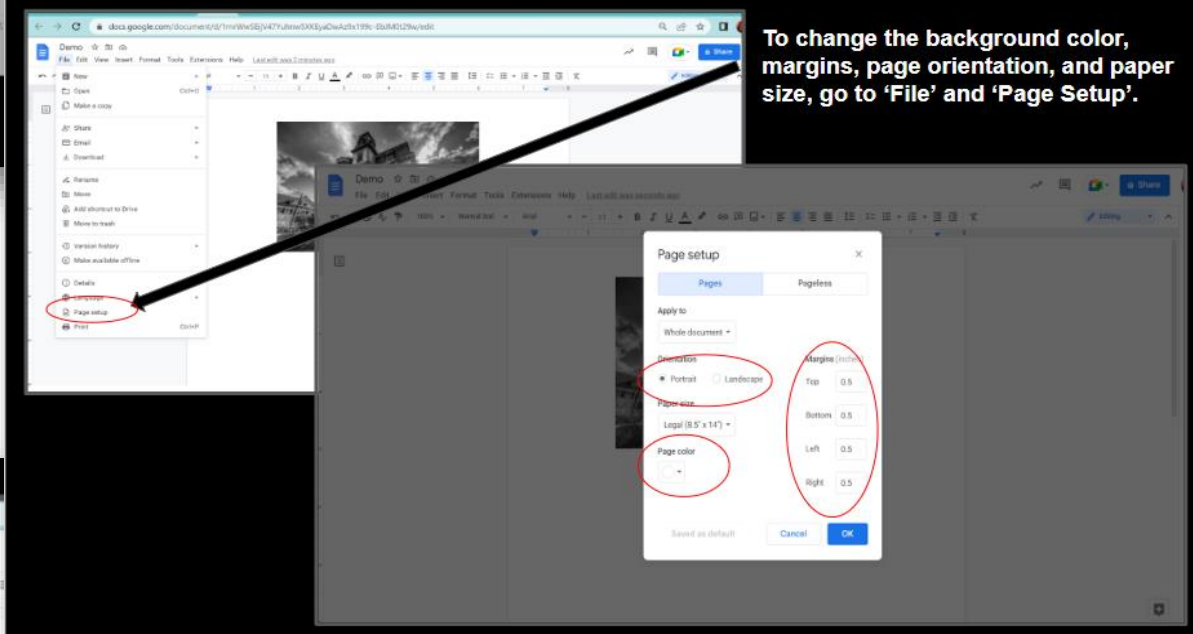


Copy an address link in a Google Doc using Google Maps and the link tool on the toolbar.

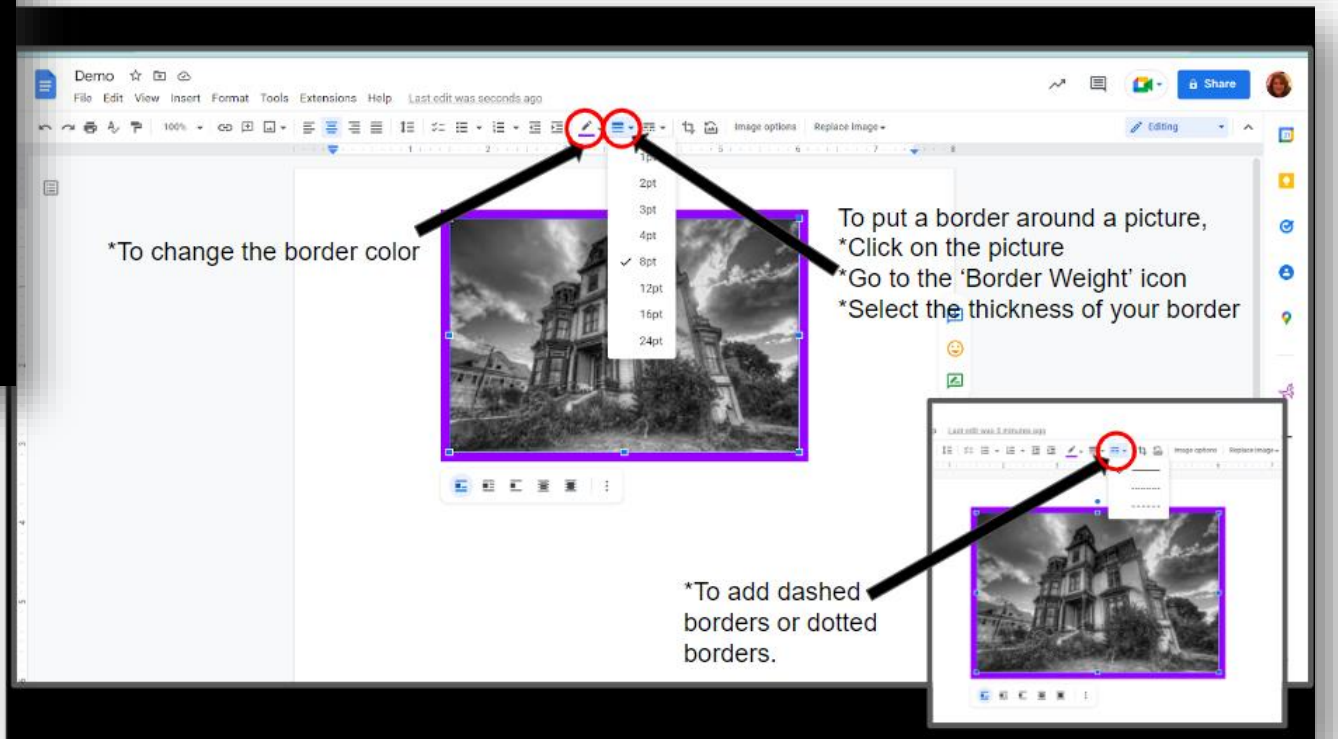


Type the name of the Haunted House in the search bar. Select the 'share' icon. Click on the 'copy link'

To change the background color, margins, page orientation, and paper size, go to 'File' and 'Page Setup'.



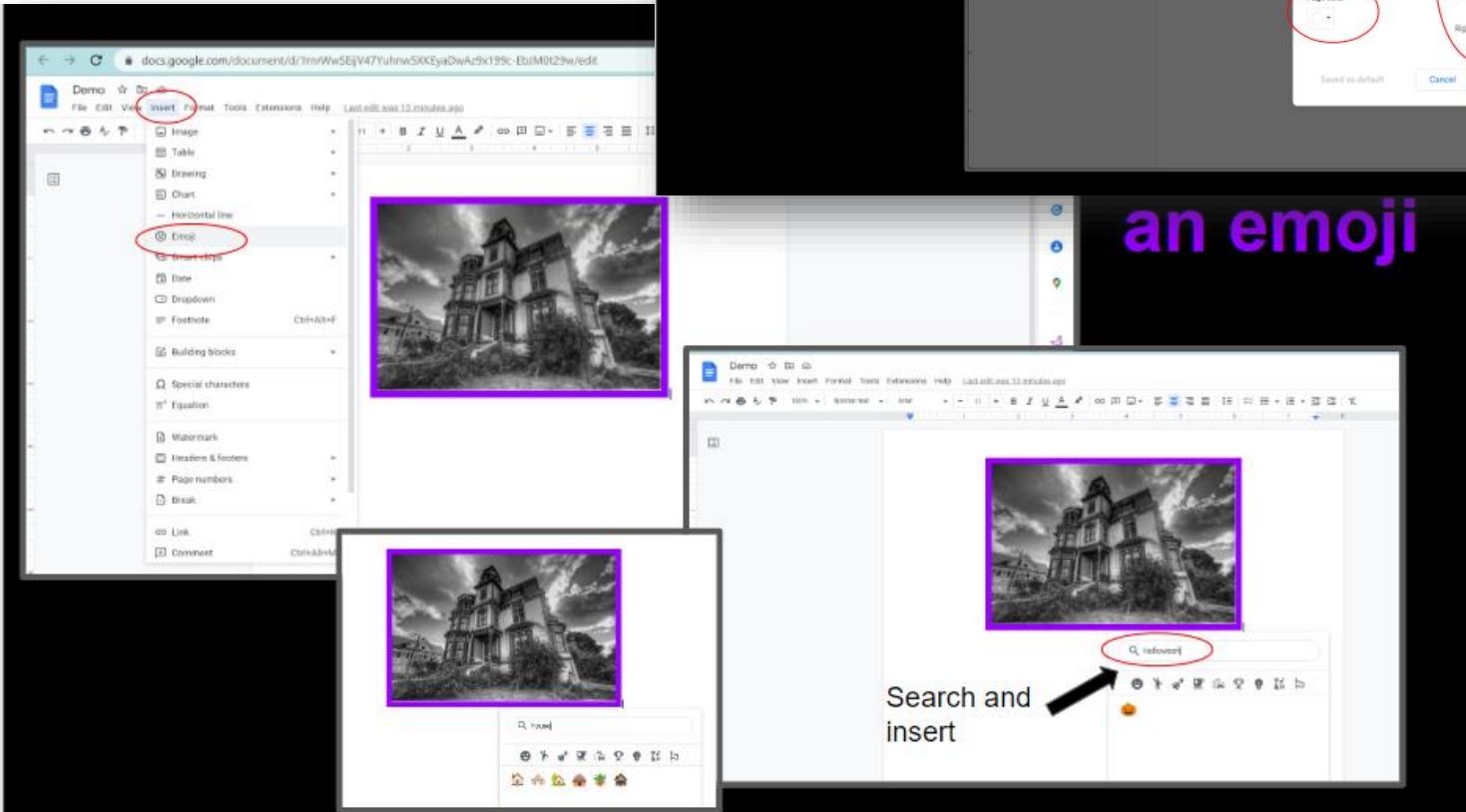
1. Highlight the words prompting your viewer to access the link to the directions.
2. Select the link icon on the toolbar.
3. Paste the link in the link address window.
4. Click 'Apply'.



*To change the border color

*To put a border around a picture, *Click on the picture *Go to the 'Border Weight' icon *Select the thickness of your border

*To add dashed borders or dotted borders.



an emoji

Search and insert

Perfect for a Sub Day or Remote Learning

Spooky Haunted House

(Featuring: Ghosts, clowns, zombies, and more terrifying creatures to make
🎃 your experience fantastic 🎃)

Address: 1100 Acres Dr, Bethel Park, PA 15102

Doors are open every day in October from 7-11pm



Includes Student Examples
to Inspire Your Students



EVERY NIGHT IN OCTOBER FROM 5-11 P.M. AT WEST ALEXANDER FAIRGROUNDS.

WARNING: HAUNTS WILL INCLUDE CLOWNS, CHAINSAWS, AXES, YELLING, AND FLASHING LIGHTS



You're Invited To The Scariest Night of
Your Life...

👻 October 31 at 6 PM

👻 ScareHouse Pittsburgh Pa

👻 Don't Forget to Sign the Waiver for the Basement!

👻 [Click Here If You Dare!](#)



Hi! My name is Denise Leigh. I have been teaching Business Education for over 25 years! I love collaborating with business educators all over the world. I am a 2022 Pennsylvania Teacher of the Year Finalist and relentless lifetime learner and lover of everything education. Engaging students and connecting them to their world is my jam! Thank you for exploring my resources and sharing my passion for BUSINESS EDUCATION!

Denise Leigh is an expert on student-led instruction. She was featured on CBS Pittsburgh for her City Collaborative™ Project-Based Business Education (PBL) Classroom.

